

Hess Midstream

Investor Relations Presentation

October 2024

Forward-Looking Statements

This presentation contains “forward-looking statements” within the meaning of U.S. federal securities laws. Words such as “anticipate,” “estimate,” “expect,” “forecast,” “guidance,” “could,” “may,” “should,” “would,” “believe,” “intend,” “project,” “plan,” “predict,” “will,” “target,” “imply” and similar expressions identify forward-looking statements, which are not historical in nature. Our forward-looking statements may include, without limitation: our future financial and operational results; our business strategy; our industry; our expected revenues; our future profitability; our maintenance or expansion projects; our projected budget and capital expenditures and the impact of such expenditures on our performance; our ability to deliver ongoing return of capital to our shareholders and future economic and market conditions in the oil and gas industry. Forward-looking statements are based on our current understanding, assessments, estimates and projections of relevant factors and reasonable assumptions about the future. Forward-looking statements are subject to certain known and unknown risks and uncertainties that could cause actual results to differ materially from our historical experience and our current projections or expectations of future results expressed or implied by these forward-looking statements. The following important factors could cause actual results to differ materially from those in our forward-looking statements: the ability of Hess Corporation (“Hess”) and other parties to satisfy their obligations to us, including Hess’ ability to meet its drilling and development plans on a timely basis or at all, its ability to deliver its nominated volumes to us, and the operation of joint ventures that we may not control; our ability to generate sufficient cash flow to pay current and expected levels of distributions; reductions in the volumes of crude oil, natural gas, natural gas liquids (“NGLs”) and produced water we gather, process, terminal or store; the actual volumes we gather, process, terminal or store for Hess in excess of our MVCs and relative to Hess’ nominations; fluctuations in the prices and demand for crude oil, natural gas and NGLs; changes in global economic conditions and the effects of a global economic downturn or inflation on our business and the business of our suppliers, customers, business partners and lenders; our ability to comply with government regulations or make capital expenditures required to maintain compliance, including our ability to obtain or maintain permits necessary for capital projects in a timely manner, if at all, or the revocation or modification of existing permits; our ability to successfully identify, evaluate and timely execute our capital projects, investment opportunities and growth strategies, whether through organic growth or acquisitions; costs or liabilities associated with federal, state and local laws, regulations and governmental actions applicable to our business, including legislation and regulatory initiatives relating to environmental protection and health and safety, such as spills, releases, pipeline integrity and measures to limit greenhouse gas emissions and climate change; our ability to comply with the terms of our credit facility, indebtedness and other financing arrangements, which, if accelerated, we may not be able to repay; reduced demand for our midstream services, including the impact of weather or the availability of the competing third-party midstream gathering, processing and transportation operations; potential disruption or interruption of our business due to catastrophic events, such as accidents, severe weather events, labor disputes, information technology failures, constraints or disruptions and cyber-attacks; any limitations on our ability to access debt or capital markets on terms that we deem acceptable, including as a result of weakness in the oil and gas industry or negative outcomes within commodity and financial markets; liability resulting from litigation; risks and uncertainties associated with Hess’ proposed merger with Chevron Corporation; and other factors described in Item 1A—Risk Factors in our Annual Report on Form 10-K and any additional risks described in our other filings with the Securities and Exchange Commission. As and when made, we believe that our forward-looking statements are reasonable. However, given these risks and uncertainties, caution should be taken not to place undue reliance on any such forward-looking statements since such statements speak only as of the date when made and there can be no assurance that such forward-looking statements will occur and actual results may differ materially from those contained in any forward-looking statement we make. Except as required by law, we undertake no obligation to publicly update or revise any forward-looking statements, whether because of new information, future events or otherwise.

Non-GAAP Measures

This document includes certain non-GAAP financial measures as defined under SEC Regulation G. A reconciliation of those measures to our most directly comparable financial measures calculated and presented in accordance with GAAP is provided in the appendix to this presentation. Hess Midstream LP (“Hess Midstream” or “HESM”) is unable to project net cash provided by operating activities with a reasonable degree of accuracy because this metric includes the impact of changes in operating assets and liabilities related to the timing of cash receipts and disbursements that may not relate to the period in which the operating activities occur. Therefore, Hess Midstream is unable to provide projected net cash provided by operating activities, or the related reconciliation of projected Adjusted Free Cash Flow to projected net cash provided by operating activities without unreasonable effort. Hess Midstream is unable to project passthrough revenues with a reasonable degree of accuracy. Therefore, Hess Midstream is unable to provide a reconciliation of projected Gross Adjusted EBITDA Margin without unreasonable effort.

Leading Midstream Platform

Delivering Long-Term, Competitive and Resilient Growth



Leading Business Model with Strategic Infrastructure serving Hess⁽¹⁾ and Third Parties

High Quality, Integrated Portfolio With Meaningful Scale

- **Strategic infrastructure assets** providing oil, gas and water midstream services to Hess and third parties
- Significant historical investment drives **growth with limited capex**
- **Hess consistently recognized for ESG stewardship; HESM released 2020, 2021 and 2022 Sustainability Reports**



Long-Term Commercial Contracts with Hess

- **Long term commercial contracts⁽²⁾** extending through 2033
- **100% fee-based contracts** minimize commodity price exposure
- **Minimum Volume Commitments** (“MVCs”), set on a three-year rolling basis and currently set through 2026, intended to provide downside risk protection
- **Combination of fixed fee and cost-of-service revenue** supports cash flow stability and growth visibility



Differentiated Cash Flow Stability

- 2024 Adjusted EBITDA⁽³⁾ of \$1,135MM – \$1,150MM
- ~85% of revenues protected by MVCs in 2024
- 2024 Adjusted Free Cash Flow⁽³⁾ of \$670MM – \$685MM



Prioritized Shareholder Returns and Strong Balance Sheet

- Focus on financial strength with conservative 3.0x target leverage
- Continuing to execute our **Return of Capital framework**
- Targeted at least 5% annual DPS⁽⁴⁾ growth
- Greater than \$1.25B of financial flexibility expected through 2026 for **potential incremental share repurchases**



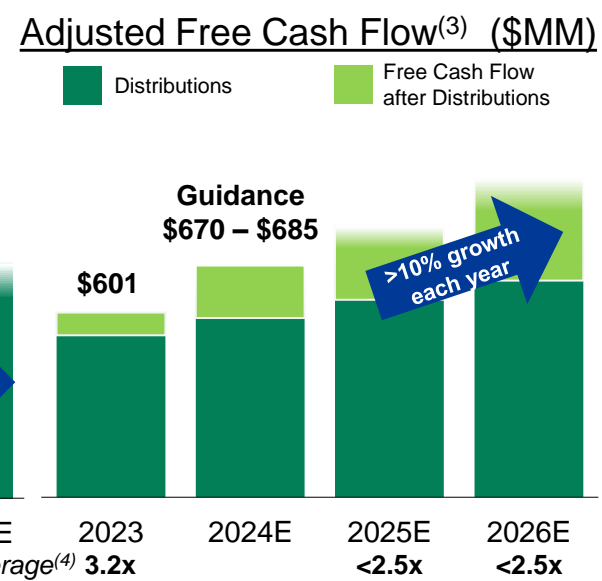
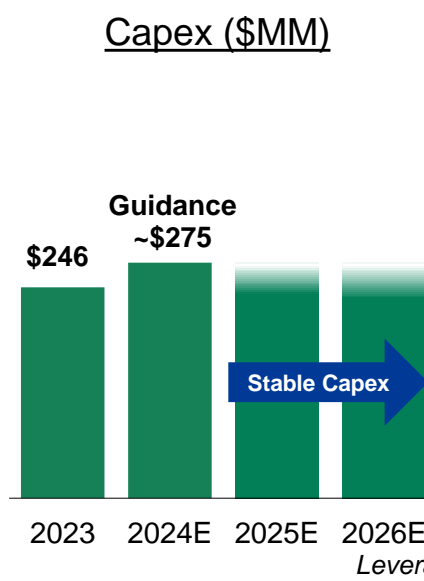
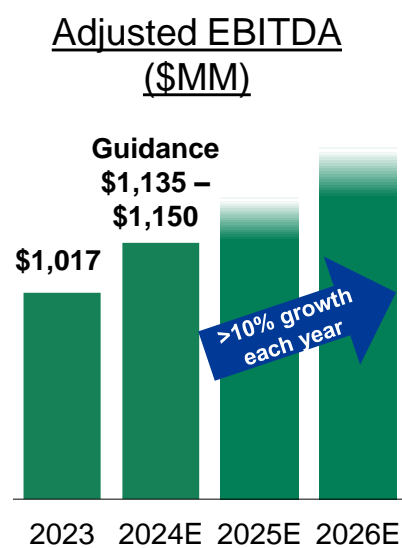
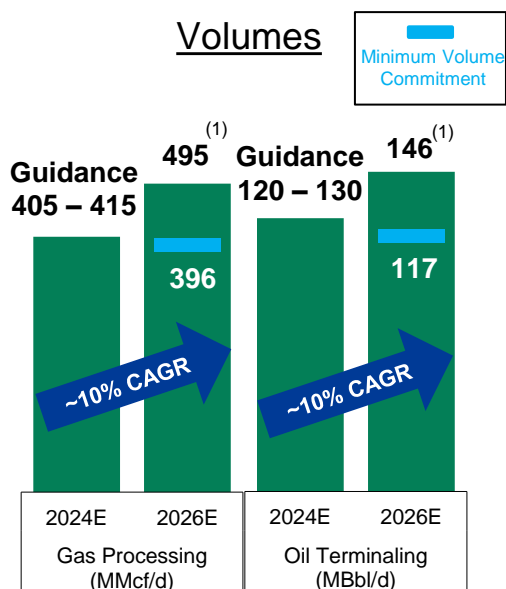
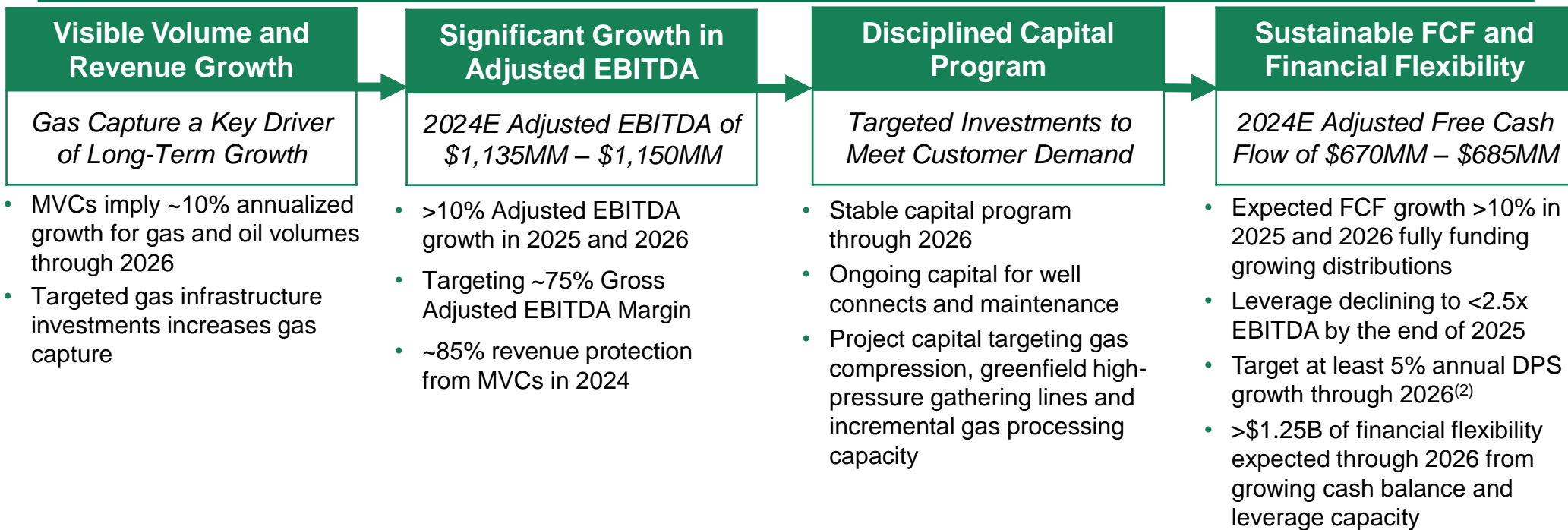
Differentiated Financial Metrics

Growing Adjusted EBITDA • Expanding Adjusted Free Cash Flow • 5% Targeted DPS⁽⁴⁾ Growth

Guidance as of October 2024. (1) Information relating to Hess has been derived from its SEC filings and press releases and has not been independently verified. (2) Oil & Gas commercial contracts were effective as of January 1, 2014. Water services contracts were effective as of January 1, 2019 with a primary cost of service term of 14 years. On December 30, 2020, HESM exercised renewal options to extend the terms of certain crude oil gathering, terminaling, storage, gas processing and gas gathering commercial agreements with Hess for the Secondary Term through December 31, 2033. Terminals have no unilateral right to extend. Commercial contract for initial term of one gas gathering subsystem expires December 31, 2028 with unilateral 5-year renewal right. (3) See appendix for definition of Adjusted EBITDA and Adjusted Free Cash Flow. (4) Distribution per Class A Share through at least 2026.

Leading Midstream Attributes

Visible Long-Term Growth, Sustainable Cash Flow



Note: See appendix for definition of Adjusted EBITDA and a reconciliation to GAAP financial measures. Guidance as of October 2024. (1) Reflects implied nomination, based on MVCs at 80% set at year end 2023. (2) Targeted at least 5% annual DPS growth per Class A Share through 2026. (3) See appendix for definition of Adjusted Free Cash Flow. (4) Debt / Adjusted EBITDA leverage on TTM basis.

Return of Capital to Shareholders Framework

Committed to Consistent & Ongoing Return of Capital



1 Growing Base Distribution	2 Incremental Return of Capital
-----------------------------	---------------------------------

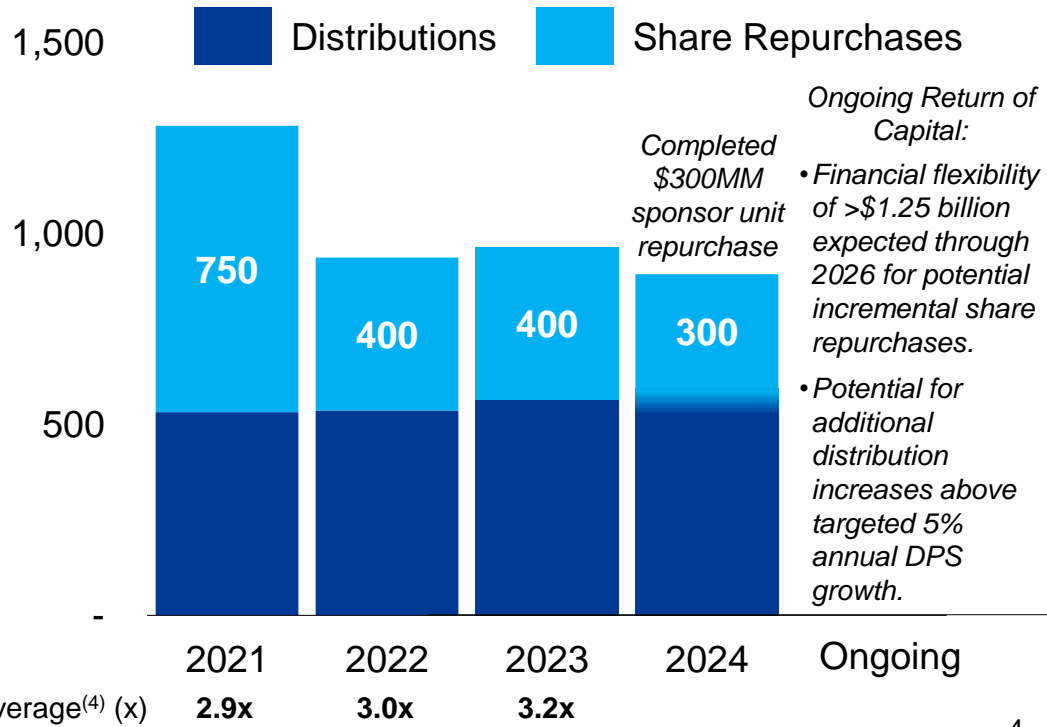
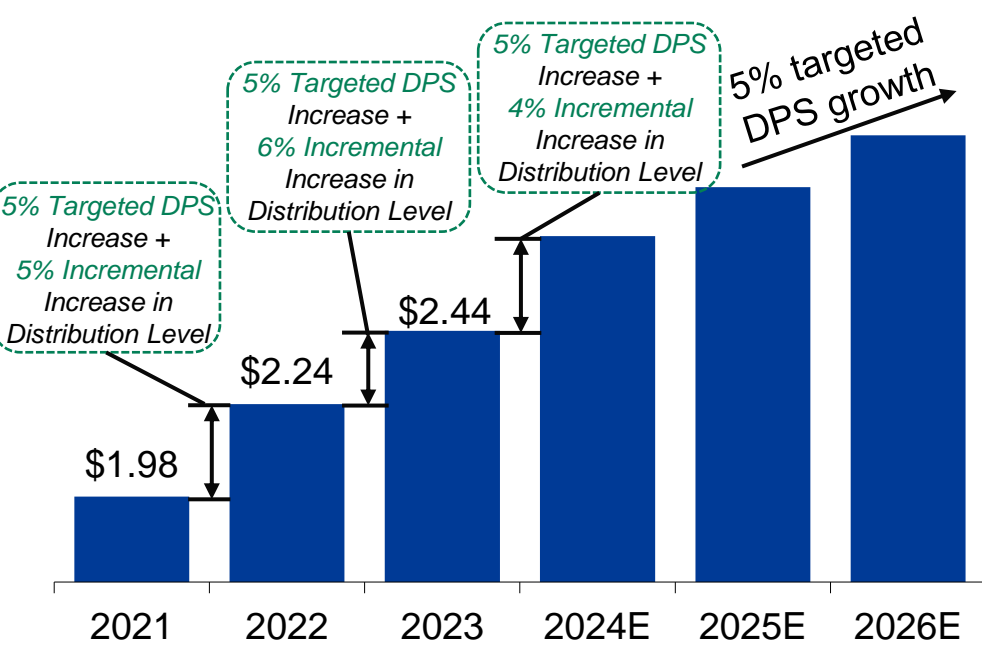
- ✓ Target at least 5% annual DPS growth through at least 2026⁽¹⁾
- ✓ Distributions fully funded from Adjusted Free Cash Flow

- ✓ Share repurchases and / or additional distribution increases
- ✓ Funded by leverage capacity below 3x Adjusted EBITDA target and excess Adjusted Free Cash Flow after distributions

Increased DPS by ~51%⁽²⁾ and completed an aggregate of \$1.85B sponsor Class B unit repurchases since 2021

Ongoing Targeted DPS Increases (\$/share)⁽³⁾

Significant Total Return of Capital (\$MM)



Ongoing Return of Capital:

- Financial flexibility of >\$1.25 billion expected through 2026 for potential incremental share repurchases.
- Potential for additional distribution increases above targeted 5% annual DPS growth.

(1) Guidance as of October 2024. (2) Q3'24 distributions per share compared to Q1'21 distributions per share. (3) 2024E, 2025E & 2026E based on targeted 5% annual DPS growth (4) Debt / Adjusted EBITDA leverage on TTM basis. See appendix for reconciliation to GAAP financial measures.

Hess Midstream

Leading Business Model



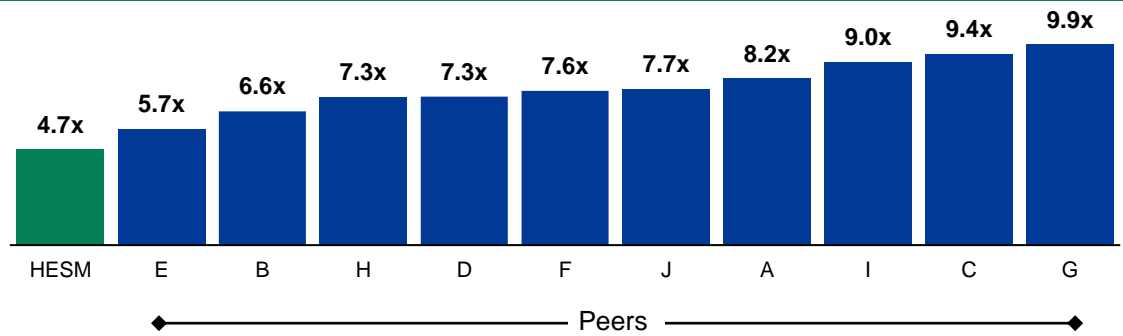
Differentiated Financial Metrics Compared to Wide Range of Peers¹

Hess Midstream's Leading Fundamentals

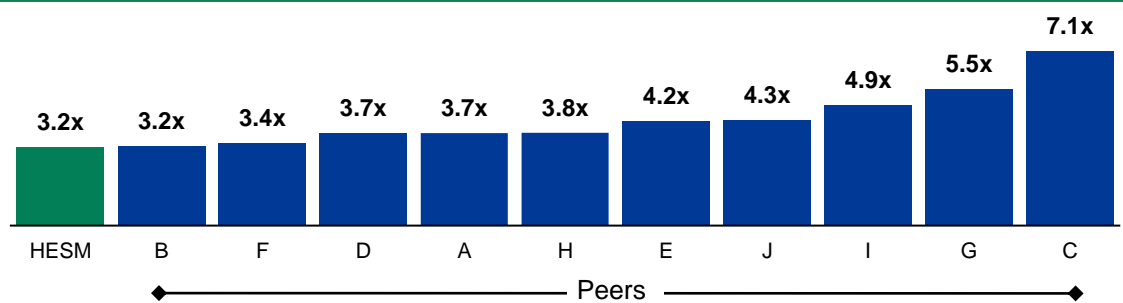
Unique combination of:

- ✓ Balance Sheet Strength
- ✓ Leading Shareholder Cash Returns
- ✓ Leading Growth
- ✓ Best-in-Class Contract Structure
- ✓ Differentiated Cash Flow Stability
- ✓ Sustainable Distribution Growth

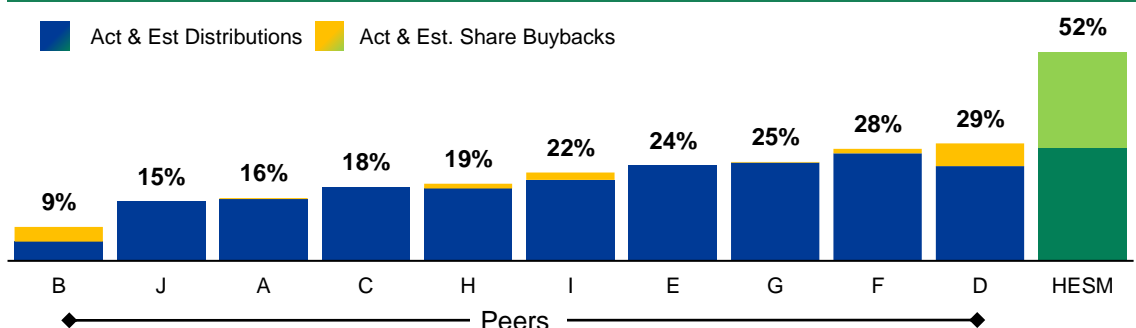
2023 Adjusted EBITDA Build Multiple⁽²⁾



2023 Debt / 2023 Adjusted EBITDA



Cash Return by Company⁽³⁾ 2021 – 2024E



Source: Wells Fargo Midstream Monthly Outlook October 2024, Bloomberg, company releases, and SEC filings (1) Peer set includes Antero Midstream, Enbridge, Enterprise Products, Kinder Morgan, ONEOK, Inc., Pembina Pipelines, Targa Resources Corp., Western Midstream, and The Williams Companies Inc. Peers include a selection of companies held in infrastructure funds. (2) Adjusted EBITDA build multiple calculated as gross property, plant and equipment divided by Adjusted EBITDA. (3) Cash Return calculated as total distributions and announced share buybacks from 2021 to YTD 2024E divided by market capitalization as of September 30, 2024.

Stable, Growing Cash Flow


Long-Term Commercial Contracts with Hess through 2033



100% Fee-Based Contracts⁽¹⁾


No direct commodity price exposure with inflation escalation

Fixed Fee: ~85% of Revenues



- ✓ Initial fee set at average rate for period 2021-23 on a 2023 basis, escalated at CPI⁽²⁾
- ✓ Fees cannot be changed or reduced once set

Cost of Service: ~15% of Revenues



- ✓ Fees recalculated annually for all forward years to maintain contractual return on capital deployed
- ✓ Fee recalculation based on actual and forecast volumes, capex and opex
- ✓ Applies to water gathering and terminaling agreements through 2033 and certain gas gathering agreements through 2028

Minimum Volume Commitments

Provide downside protection and three year forward visibility

- ✓ MVCs⁽⁴⁾ apply at 80% of nomination on 3-year forward basis
- ✓ Set on rolling 3-year forward basis (send or pay)
- ✓ Applies through full term of contract through 2033
- ✓ Cannot be adjusted downwards once set

MVCs	2024	2025	2026
Gas Gathering (MMcf/d)	365	380	412
Oil Gathering (MBbl/d)	101	100	105
Gas Processing (MMcf/d)	340	364	396
Crude Terminaling (MBbl/d)	114	111	117
Water Gathering (MBbl/d)	92	99	101

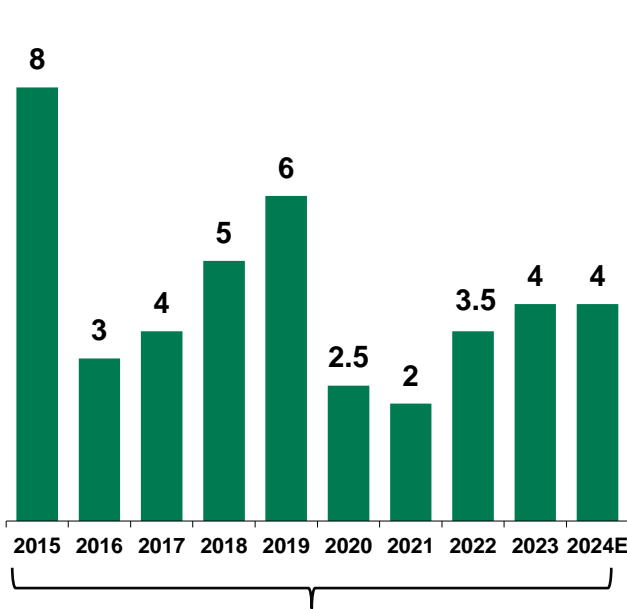
(1) Oil & Gas commercial contracts were effective as of January 1, 2014. Water services contracts were effective as of January 1, 2019 with a primary cost of service term of 14 years. On December 30, 2020, HESM exercised renewal options to extend the terms of certain crude oil gathering, terminaling, storage, gas processing and gas gathering commercial agreements with Hess for the Secondary Term through December 31, 2033. Terminals have no unilateral right to extend. Commercial contract for initial term of one gas gathering subsystem expires December 31, 2028 with unilateral 5-year renewal right. (2) Average rate for period 2021-2023 on a 2023 inflation adjusted basis; CPI escalation is capped at 3% annually. (3) CPI escalation is capped at 3% annually. (4) In the secondary term, MVCs are subject to a shortfall credit and there will be a timing difference between when MVC payments are received and when revenue is recognized, and volumes may be supplemented as HESM potentially sources additional volumes produced by third parties. MVCs set at year end 2023.

Established Track Record

Demonstrated Effectiveness of Long-Term Commercial Contracts

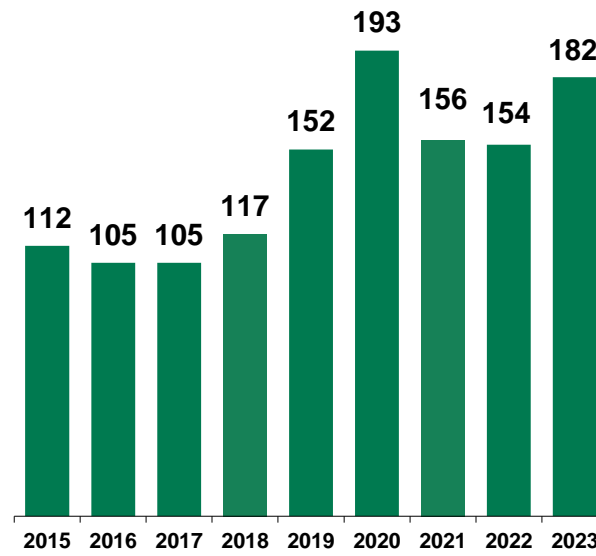


Hess Bakken Operated Rig Count⁽¹⁾

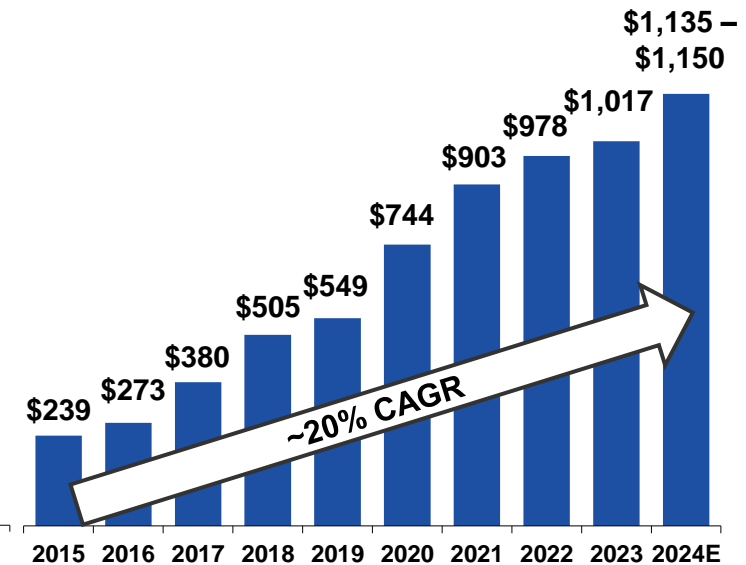


Average Rig Count

Hess Bakken Net Production (MBoe/d)



HESM Adjusted EBITDA^(2,3) (\$MM)



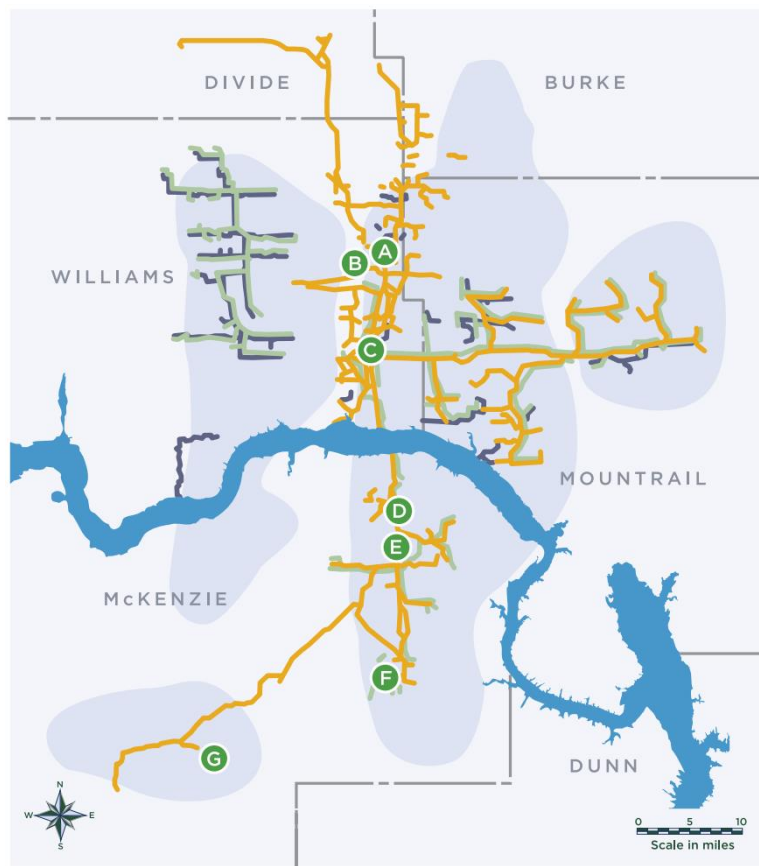
Demonstrated cash flow protection and growth

- ✓ EBITDA growth every year since formation through two oil price downturns
- ✓ Three-year MVCs provide revenue floor while production recovers
- ✓ Contract structure captures revenue growth and return on capital invested
- ✓ Fees increased annually based on CPI escalation⁽⁴⁾

Note: Information related to Hess Corporation has been derived from its filings with the SEC and press releases and has not been independently verified. See appendix for definition of Adjusted EBITDA and a reconciliation to GAAP measures. (1) Estimated annual average rig count reflects Hess Corporation October 2024 guidance. Hess Corporation operated four Bakken rigs as of September 30, 2024. (2) As adjusted for Hess Midstream Operations LP's acquisition of Hess Infrastructure Partners in connection with the consummation of our restructuring transaction in December 2019. (3) 2024 Adjusted EBITDA is Hess Midstream guidance, as provided in October 2024. (4) Average rate for period 2021-2023 on a 2023 inflation adjusted basis; CPI escalation is capped at 3% annually.

Current Portfolio of Operations

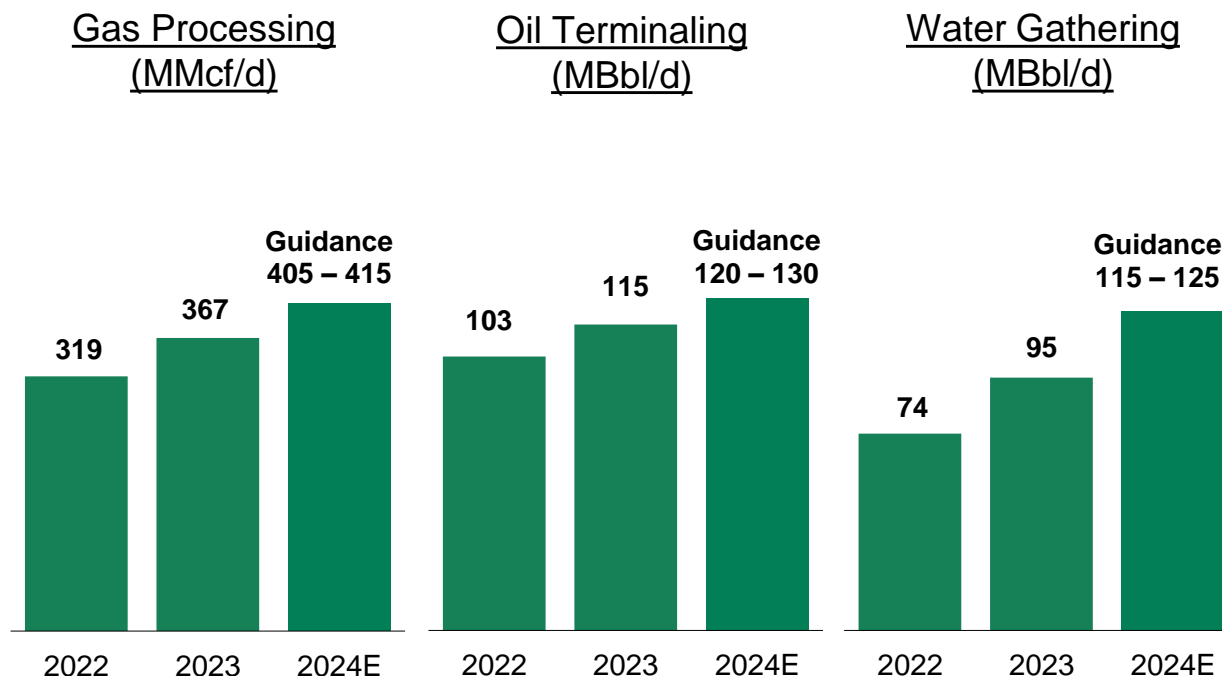
Strategically Located Infrastructure Supporting Volume Growth



- A** Tioga Gas Plant
 - B** Tioga Rail Terminal
 - C** Ramberg Terminal Facility
 - D** Hawkeye Gas Facility
 - E** Hawkeye Oil Facility
 - F** Johnson's Corner Header System
 - G** Little Missouri 4 Gas Plant
- Hess Operated Acreage
 - County and State Borders
 - Crude Oil Gathering Pipelines
 - Natural Gas Gathering Pipelines
 - Water Gathering Pipelines

Note: The Little Missouri 4 Gas Plant is operated by Targa Resources. Not pictured on the map are the underground propane storage cavern and rail and truck loading and unloading facility that are operated by Hess Midstream and are located in Mentor, Minnesota.

- Gas, oil and water infrastructure strategically located to service Hess and Third Parties
- Continued volume growth supported by Hess activity at 4 rigs and gas capture with goal of zero routine flaring by end of 2025



Integrated Gas Processing and Gathering



Hess
Midstream

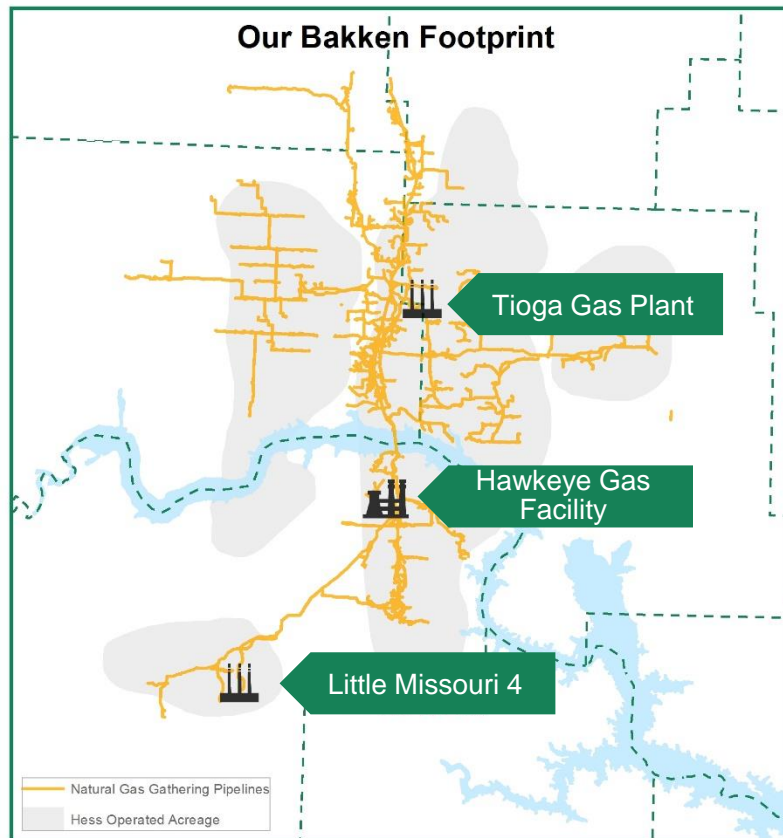
Offers Processing and Export Optionality to Hess and Third Parties

~500 MMcf/d of Gas Processing Capacity

- 500 MMcf/d processing capacity, including 400 MMcf/d at the Tioga Gas Plant and 100 MMcf/d (net) at Little Missouri 4 plant
- 60 MBbl/d of NGL fractionation (incl. ethane) capacity interconnected to pipe and Rail Terminal export
- ✓ *Single gas processing tariff across gas plant portfolio*

~660 MMcf/d of Gas Gathering Pipeline Capacity

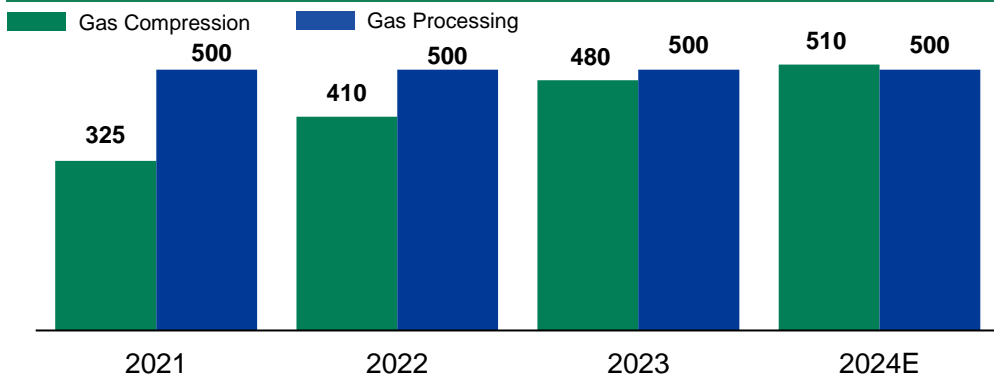
- ~1,410 miles of natural gas and NGL gathering pipelines
- ~510 MMcf/d of compression capacity, increasing gas capture



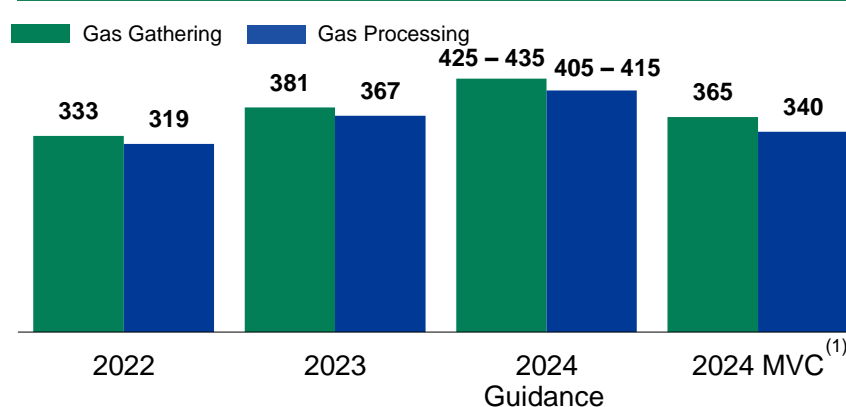
Gas Capture Focus

Contract-supported capacity expansions support increased gas capture and continued flaring reduction. Continue to support Hess' commitment to achieving zero routine flaring by the end of 2025.

Gas Compression and Processing Capacity (MMcf/d)



Gas Gathering and Gas Processing (MMcf/d)



Guidance as of October 2024.

(1) Please see slide 6 of this presentation for table of Minimum Volume Commitments (MVC).

Integrated Crude Oil Terminating and Gathering

Offers Terminating and Export Optionality to Hess and Third Parties



~505 MBbl/d of Crude Oil Terminating Capacity

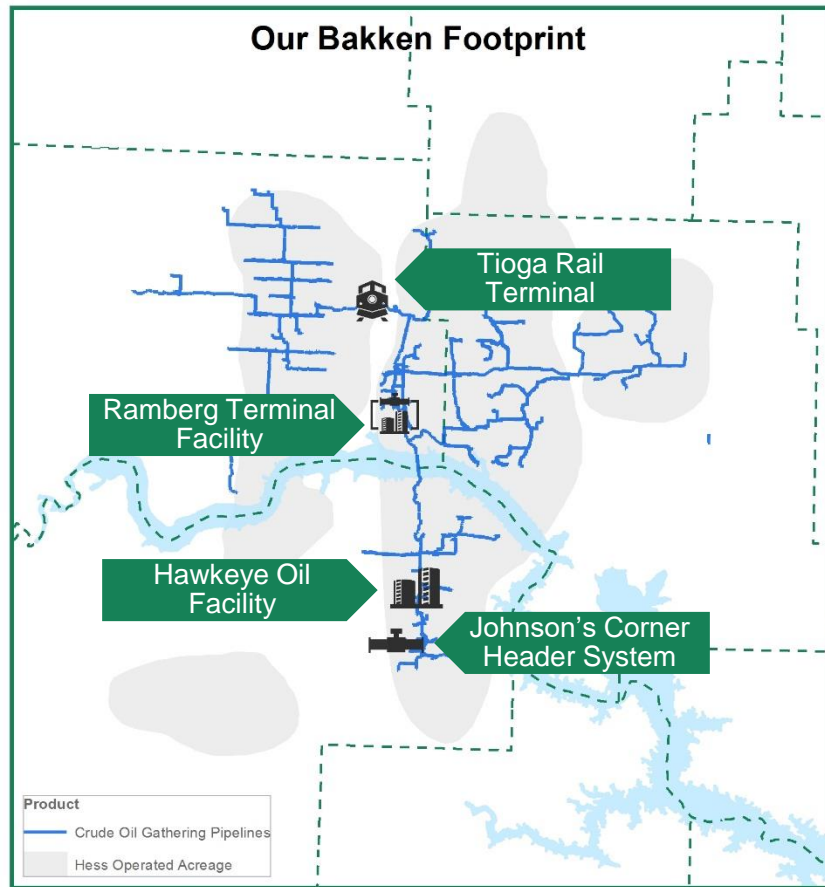
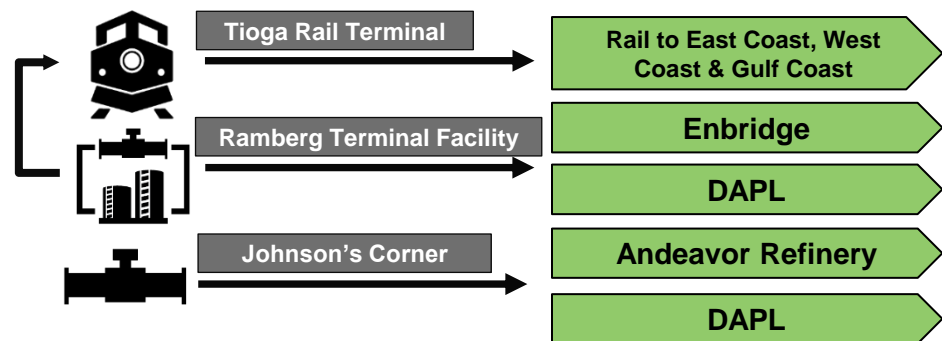
- ~285 MBbl/d Ramberg Terminal Facility (RTF) export capacity
- ~100 MBbl/d Johnson’s Corner Header System export capacity
- ~120 MBbl/d Other DAPL Connections⁽¹⁾ export capacity
- Export optionality north/south of the Missouri River—interstate pipelines: Enbridge, DAPL, and Tioga Rail Terminal (TRT)
- TRT with connectivity to TGP, RTF and gathering systems; dual loop track with loading capacity of 140 MBbl/d
- 550 crude oil rail cars built to the latest safety standards
- ✓ *Single terminaling tariff independent of delivery location*
- ✓ *Cost of Service terminaling tariff through 2033*

~290 MBbl/d of Crude Oil Gathering Capacity

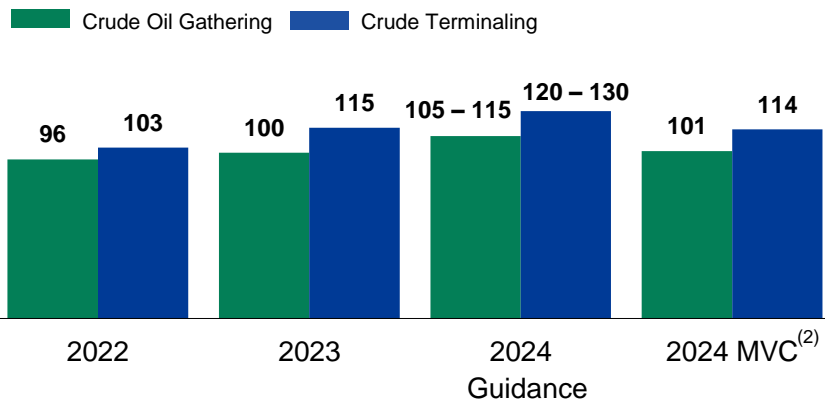
- ~570 miles of crude oil gathering pipelines
- Crude oil truck unloading north and south of the Missouri River

System Optionality Focus

Integrated system providing crude export optionality through multiple pipelines and rail



Crude Oil Gathering and Terminating (MBbl/d)



Guidance as of October 2024.

(1) Represents 2 additional DAPL connections established in 2023 north of the Missouri River. (2) Please see slide 6 of this presentation for table of Minimum Volume Commitments (MVC).

Growing Water Services Assets

Offers Integrated Water Handling Services to Hess and Third Parties



Rapidly Growing Business Line

- Extensive water gathering footprint north of the Missouri River
- Improved safety and environmental exposure, operational efficiencies, and cost savings through gathering versus trucking
- Infrastructure reliability and quality driving future growth demand
- Pipeline gathering, produced water disposal, and trucking provide integrated service offering
- ✓ *Cost of Service gathering tariff through 2033*
- ✓ *14-year contract⁽¹⁾ and unilateral 10-year renewal right*

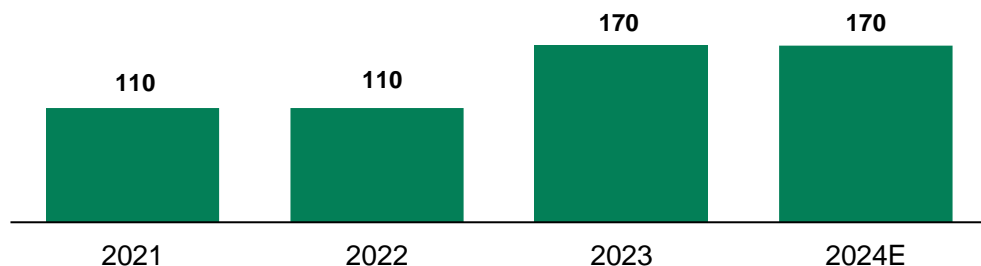
~300 Miles of Water Gathering Pipelines

- Positioned to support capture of incremental volume growth
- Ability to transport produced water to disposal facilities

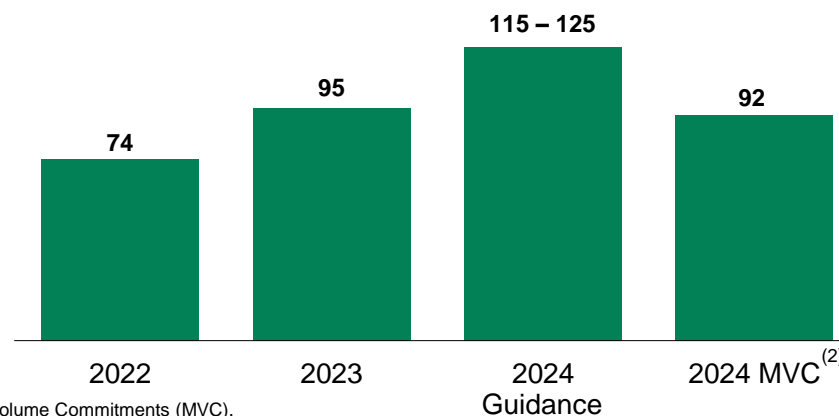
Continued Growth Focus

Low historic investment and continued system expansion creates growth opportunity to reduce produced water trucking

Operated Salt Water Disposal Capacity (MBbl/d)



Water Gathering (MBbl/d)



Guidance as of October 2024. (1) Contract was effective 1/1/19. (2) Please see slide 6 of this presentation for table of Minimum Volume Commitments (MVC).

Disciplined Capital Allocation

Targeted Investments to Meet Customer Demand



Stable & Focused Capital Program⁽¹⁾

Capital

2024 capital focused on:

- Ongoing capital: **Gathering well connects** to Hess and third-party customers and **maintenance**
- Project capital: Construction of **greenfield, high-pressure gathering pipeline infrastructure** and **two new compressor stations** providing an **aggregate 85 MMcf/d incremental capacity** when brought online in 2025, **expandable to 140 MMcf/d**, further enhancing gas capture capability

Area (\$MM)

Ongoing Capital:

Interconnect of Hess and Third-Party gas, oil, water volumes and maintenance \$125

Project Capital:

Gas gathering system and compression expansions \$150

Total Capital ~\$275

Capital program self-funded by low risk Adjusted EBITDA generation

(1) Guidance as of October 2024.

Hess Midstream's Strengths

Stable, Growing Cash Flow Generation from Leading Business Model



**High Quality, Integrated Portfolio
With Meaningful Scale**

**Long-Term Commercial Contracts
with Hess**

Differentiated Cash Flow Stability

**Prioritized Shareholder Returns and
Strong Balance Sheet**





Hess
Midstream

2024 Guidance

Demonstrates Continued Free Cash Flow Generation



2024 Guidance: \$1,135 MM – \$1,150 MM Adjusted EBITDA and ~\$275 MM Capex

Guidance Highlights

- Increasing Hess Midstream gas capture driving volume guidance
- Expect ~12% increase in Adjusted EBITDA, at guidance midpoint, compared to full year 2023
- ~85% revenues protected by MVCs
- Gross Adjusted EBITDA Margin targeted to be ~75%
- Targeted 5% annual DPS growth
- Adjusted Free Cash Flow of ~\$85MM, at guidance midpoint, after funding targeted distributions

Throughput volumes		2024 Guidance	2024 MVCs	Financials (\$millions)	2024 Guidance
Gas Gathering	MMcf/d	425 – 435	365	Net Income	\$655 – \$670
Crude Oil Gathering	MBbl/d	105 – 115	101	Adjusted EBITDA	\$1,135 – \$1,150
Gas Processing	MMcf/d	405 – 415	340	Capital Expenditures	~\$275
Crude Terminaling	MBbl/d	120 – 130	114	Adjusted Free Cash Flow	\$670 – \$685
Water Gathering	MBbl/d	115 – 125	92	AFCF After Distributions	~\$85

Note: See Reconciliation to GAAP Metrics for definition of Adjusted EBITDA, Adjusted FCF, Gross Adjusted EBITDA Margin, and a reconciliation to GAAP financial measures. Guidance as of October 2024.

Reconciliation to GAAP Metrics



Non-GAAP Financial Measures

In addition to our financial information presented in accordance with GAAP, management utilizes certain additional non-GAAP measures to facilitate comparisons of past performance and future periods. We previously reported the non-GAAP measure of “Adjusted EBITDA,” which we defined as reported net income (loss) before net interest expense, income tax expense, depreciation and amortization and our proportional share of depreciation of our equity affiliates, as further adjusted to eliminate the impact of certain items that we do not consider indicative of our ongoing operating performance, such as transaction costs, other income and other non-cash and non-recurring items, if applicable. As this definition varied from other definitions of Adjusted EBITDA, we determined it was appropriate to discontinue reporting Adjusted EBITDA as previously defined. Beginning with the second quarter of 2024, and as presented here, “Adjusted EBITDA” is defined as reported net income (loss) before net interest expense, income tax expense (benefit), and depreciation and amortization, as further adjusted to eliminate the impact of certain items that we do not consider indicative of our ongoing operating performance, such as transaction costs, other income and other non-cash and non-recurring items, if applicable. Prior period calculations of Adjusted EBITDA have been recast to conform to the new presentation, as applicable. We define “Adjusted Free Cash Flow” as Adjusted EBITDA less net interest, excluding amortization of deferred financing costs, cash paid for federal and state income taxes, capital expenditures and ongoing contributions to equity investments. We define “Gross Adjusted EBITDA Margin” as the ratio of Adjusted EBITDA to total revenues, less pass-through revenues. We believe that investors’ understanding of our performance is enhanced by disclosing these measures as they may assist in assessing our operating performance as compared to other publicly traded companies in the midstream energy industry, without regard to historical cost basis or, in the case of Adjusted EBITDA, financing methods, and assessing the ability of our assets to generate sufficient cash flow to make distributions to our shareholders. These measures are not, and should not be viewed as, a substitute for GAAP net income or cash flow from operating activities and should not be considered in isolation. Reconciliations of Adjusted EBITDA, Adjusted Free Cash Flow and Gross Adjusted EBITDA Margin to reported net income (GAAP), net cash provided by operating activities (GAAP) and gross margin (GAAP), are provided below. Hess Midstream is unable to project net cash provided by operating activities with a reasonable degree of accuracy because this metric includes the impact of changes in operating assets and liabilities related to the timing of cash receipts and disbursements that may not relate to the period in which the operating activities occur. Therefore, Hess Midstream is unable to provide projected net cash provided by operating activities, or the related reconciliation of projected Adjusted Free Cash Flow to projected net cash provided by operating activities without unreasonable effort. Hess Midstream is unable to project passthrough revenues with a reasonable degree of accuracy. Therefore, Hess Midstream is unable to provide a reconciliation of projected Gross Adjusted EBITDA Margin without unreasonable effort.

	Predecessor ⁽¹⁾				HESM					Guidance FY 2024
	Historical				Historical					
	FY 2015	FY 2016	FY 2017	FY 2018	FY 2019	FY 2020	FY 2021	FY 2022	FY 2023	
(in millions)										
Net income	\$ 139.0	\$ 81.6	\$ 242.0	\$ 325.5	\$ 317.7	\$ 484.9	\$ 617.8	\$ 620.6	\$ 607.7	\$ 655 - 670
Plus:										
Depreciation expense	90.3	105.8	116.5	126.9	142.5	156.9	165.6	181.3	192.5	205
Interest expense, net	9.6	18.7	25.8	53.3	62.4	94.7	105.4	149.3	179.0	200
Income tax expense (benefit)	-	-	-	-	(0.1)	7.3	14.6	26.6	37.9	75
Transaction costs	-	-	-	-	26.2	-	-	-	-	-
Impairment	-	66.7	-	-	-	-	-	-	-	-
Loss (gain) on sale of property, plant and equipment	-	-	(4.7)	(0.6)	-	(0.1)	-	-	-	-
Adjusted EBITDA	\$ 238.9	\$ 272.8	\$ 379.6	\$ 505.1	\$ 548.7	\$ 743.7	\$ 903.4	\$ 977.8	\$ 1,017.1	\$ 1,135 - 1,150
Net cash provided by operating activities	\$ 253.7	\$ 247.5	\$ 336.5	\$ 466.9	\$ 470.7	\$ 641.7	795.5	861.1	866.4	
Changes in assets and liabilities	(23.2)	10.0	19.6	(9.6)	(12.3)	14.3	18.0	(14.5)	(14.5)	
Amortization of deferred financing costs	(1.2)	(3.4)	(3.8)	(5.0)	(5.1)	(6.5)	(7.3)	(8.8)	(8.4)	
Capitalized interest	-	-	-	-	4.1	-	-	-	-	
Interest expense, net	9.6	18.7	25.8	53.3	62.4	94.7	105.4	149.3	179.0	
Distribution from equity investments	-	-	-	-	-	(9.7)	(17.4)	(13.0)	(11.4)	
Earnings from equity investments	-	-	-	-	3.4	10.3	10.6	5.3	7.7	
Transaction costs	-	-	-	-	26.2	-	-	-	-	
Other	-	-	1.5	(0.5)	(0.7)	(1.1)	(1.4)	(1.6)	(1.7)	
Adjusted EBITDA	\$ 238.9	\$ 272.8	\$ 379.6	\$ 505.1	\$ 548.7	\$ 743.7	\$ 903.4	\$ 977.8	\$ 1,017.1	\$ 1,135 - 1,150
Less:										
Interest, net						88.4	98.1	140.5	170.7	190
Capital expenditures						253.0	183.0	231.8	245.7	275
Adjusted free cash flow						\$ 402.3	\$ 622.3	\$ 605.5	\$ 600.7	\$ 670 - 685

(1) As adjusted for the Hess Midstream Operations LP's acquisition of Hess Infrastructure Partners in connection with the consummation of our restructuring transaction in December 2019.

Reconciliation to GAAP Metrics

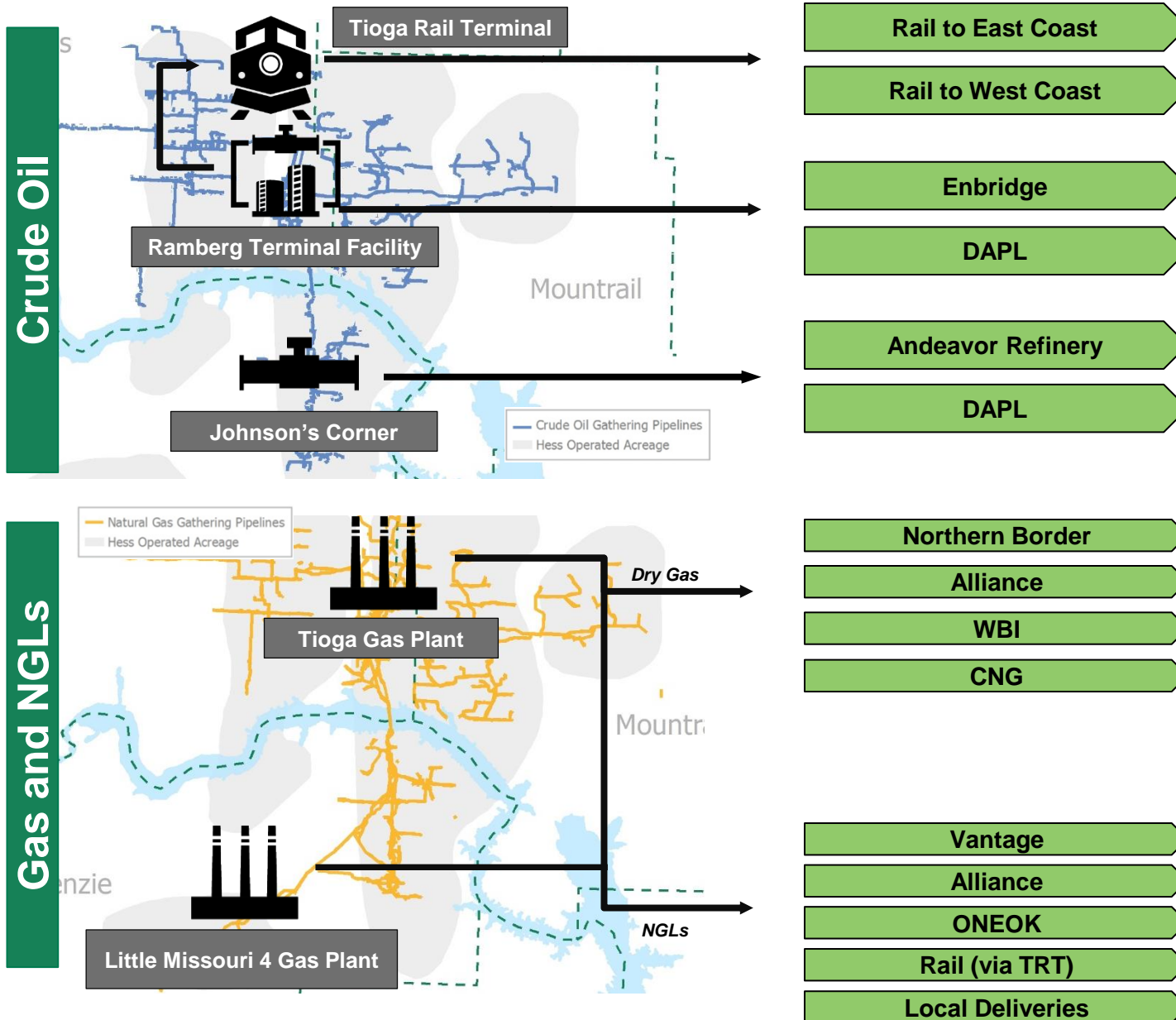


The following table presents a reconciliation of Gross Adjusted EBITDA margin to Gross margin, the most directly comparable GAAP financial measure.

	HESM	
	FY 2022	FY 2023
<i>(in millions, except ratios)</i>		
Income from operations	\$ 791.2	\$ 816.9
Total revenues	1,275.2	1,348.6
Gross margin	62%	61%
Income from operations	\$ 791.2	\$ 816.9
Add: Depreciation expense	181.3	192.5
Add: Income from equity investments	5.3	7.7
Adjusted EBITDA	\$ 977.8	\$ 1,017.1
Total revenues	\$ 1,275.2	\$ 1,348.6
Less: pass-through revenues	81.4	82.9
Revenues excluding pass-through	\$ 1,193.8	\$ 1,265.7
Gross Adjusted EBITDA margin	82%	80%

Midstream Market Optionality

Providing Access to Key Export Routes





Hess
Midstream